

WORKSHOP EXTENSION ACTIVITY

Built by The Home Depot Kids Workshop

July Soccer Game

Ages 5-12

CONNECT.





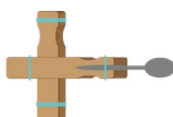
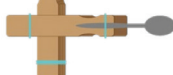
Have you ever watched a sports game on TV or played on a team in real life? If so, you know how important it is to score the winning goal... especially when the game is tied!

INVESTIGATE.

Can you build a catapult that will hurl the ball past your Soccer Game's goalie, through the goal, and score the winning point?

You'll need:

- 8 paint sticks (small ones like these)
- 6 rubber bands
- 1 plastic spoon

1. Place six paint sticks on top of each other and secure them with two rubber bands on each end. Then put this aside.
2. Place the remaining two paint sticks on top of each other. Pull out the end of the bottom paint stick so it peeks out from under the top paint stick.
3. Twist a rubber band around the other end of these paint sticks (where you can't see the bottom paint stick). Twist it as tight as it can go!
4. Gently pull apart the paint sticks on the end farthest from the rubber band. It should look like a mouth!
5. Pick up the six paint sticks that you put aside in #1. Push them sideways into the "mouth" as far as they can go.
6. Use your last rubber band to secure the spoon to the top paint stick.
7. Now it's go-time! Place the soccer ball onto the spoon. With one hand, secure the catapult onto the table. With your other hand, press the spoon down as far as it will go.
8. When you are ready, let go of the spoon. (But be sure to hold onto the opposite side so that the whole catapult doesn't go flying.) Does your soccer ball go whizzing into the air? If not, change small parts of your catapult until it does!

INNOVATE.

You'll need:

- Your new catapult
- Your Soccer Game

Now that you've built your catapult, the fun can really begin! Remember, you want to make the ball fly over the goalie and into the goal, so let's see if you can get it to do just that.

Experiment with your soccer ball, the catapult, and the Soccer Game to see how you can score the winning point. As you use the catapult with your soccer game, consider:

- How far should the catapult be from the Soccer Game?
- How far down should you push the spoon?
- How should you position the ball on the spoon?
- How should you hold the catapult?
- Should any of the rubber bands be tightened or loosened?

Once you've made a goal several times in a row, do it one more time. But this time, pretend there are five seconds left on the clock. Everyone holds their breath as the soccer ball goes flying through the air... Going... going... GOAL!



Share your Soccer game on Twitter
with [#KidsWorkshopExplore](#)